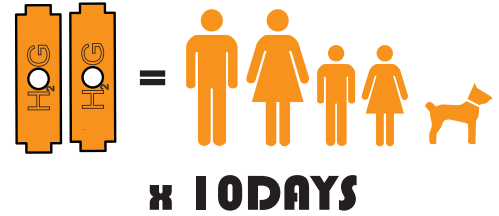
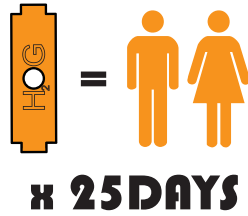



# EMERGENCY WATER SUPPLY

## Do you have enough?\*



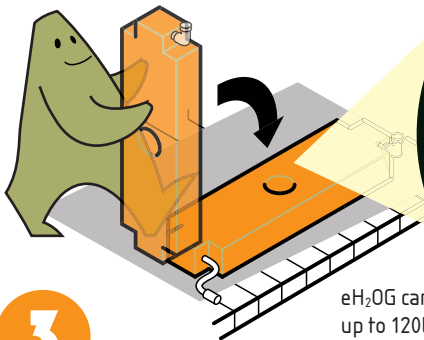
\*Red Cross says minimum 1 gallon/person/day for 7 days

### WATER IS THE #1 SURVIVAL SUPPLY NECESSITY

Ready eH<sub>2</sub>OG 50 gallon tank

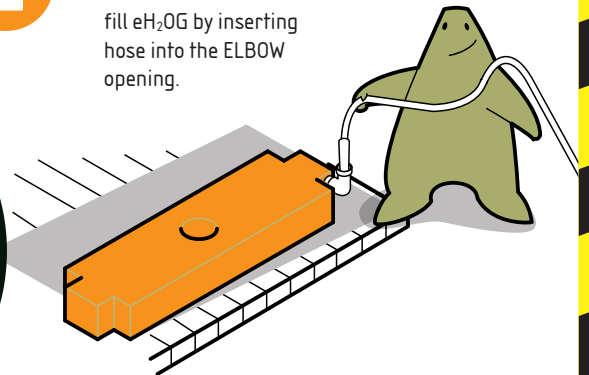
- won't tip, spill or puncture
- is robustly engineered to last 20 years
- The green alternative to throw-away plastic and harmful PVC

**1** Position eH<sub>2</sub>OG on a flat stable surface or support on blocks. Screw the SPIGOT into the lowest accessible threaded opening, and filling the ELBOW into the highest accessible opening. Unscrew the PLUG.



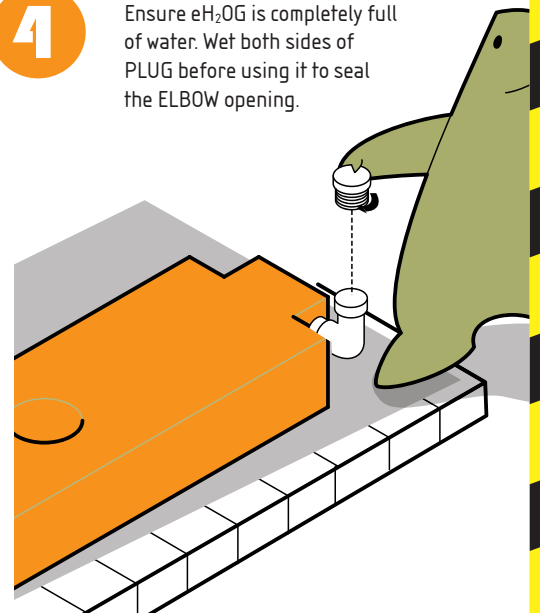
eH<sub>2</sub>OG can bear up to 120lbs of additional weight

**2** First, flush eH<sub>2</sub>OG using a hose. Flush and then fill eH<sub>2</sub>OG by inserting hose into the ELBOW opening.



**3**

**4** Ensure eH<sub>2</sub>OG is completely full of water. Wet both sides of PLUG before using it to seal the ELBOW opening.



For 5 years of storage without changing the water, water preservers can be added



OR

Refill eH<sub>2</sub>OG every 6 months to keep water supply fresh. Attach hose to SPIGOT to empty



**eH<sub>2</sub>OG** 

[www.getreadyH2O.com](http://www.getreadyH2O.com)